

# Overview - Public Entities Quarterly Reporting

Approved receipts

23,0 81,0%

Approved spending

46,4 93,0%

Surplus/(deficit)

-23,4

- ☐ R billion
- ☒ R million
- ☐ R thousand

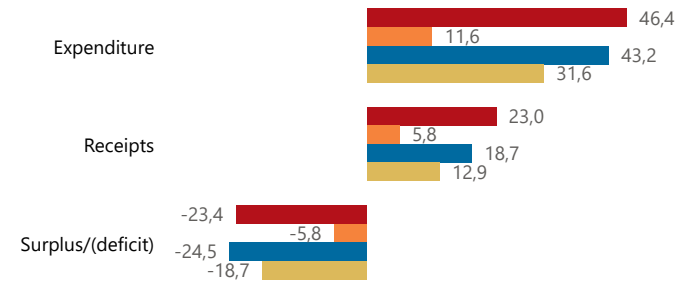


**national treasury**

Department:  
National Treasury  
REPUBLIC OF SOUTH AFRICA

## Consolidation

● Approved ● Forecast ● YTD ● Variance



## Composition of receipts



## Quarter

4

## Cluster

All

## Department

Trade, Industry and Competition

## Entity

Competition Tribunal

## Composition of spending



## Functional grouping



## Spending by PFMA schedule



# Public Entities Receipts

Approved sales of G&S

21,0

87,1%

Approved transfers

(Blank)

(Blank)



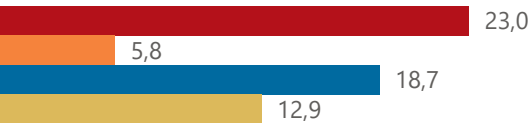
national treasury

Department:  
National Treasury  
REPUBLIC OF SOUTH AFRICA

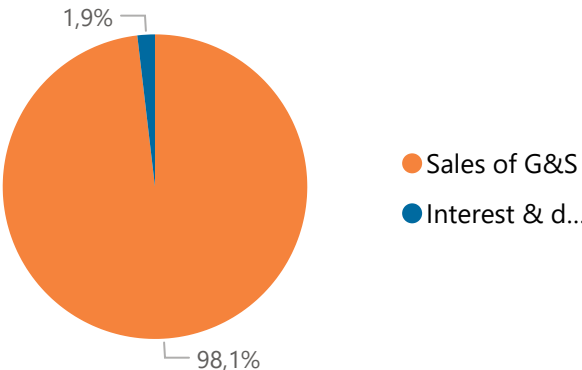
- ☐ R billion
- ☒ R million
- ☐ R thousand

## Actual vs Forecast

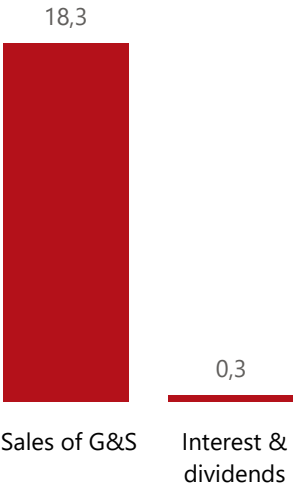
● Approved ● Forecast ● YTD ● Variance



## Composition of receipts



## Top 5 Receipts



## Quarter

4

## Cluster

All

## Department

Trade, Industry and Competition

## Entity

Competition Tribunal

## Top 5 Transfers

## Receipts

Level 3	Approved	YTD	% YTD
+ Sales of G&S	21,0	18,3	98,1%
+ Interest & dividends	2,0	0,3	1,9%
Total	23,0	18,7	100,0%

# Public Entities Spending

Approved CoE

46,4

93,0%

Approved G&S

(Blank)

(Blank)

Approved transfers

(Blank)

81,0%

- ☐ R billion
- ☒ R million
- ☐ R thousand



national treasury

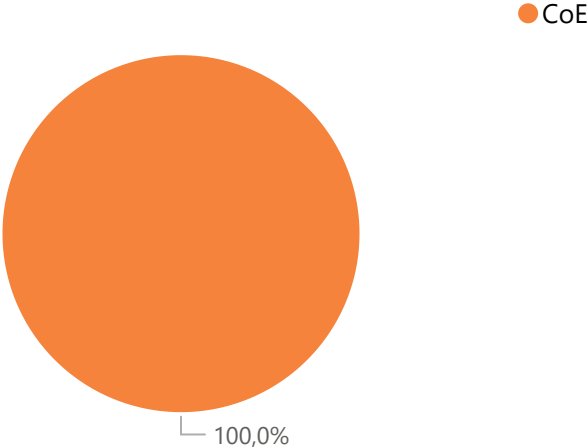
Department:  
National Treasury  
REPUBLIC OF SOUTH AFRICA

## Actual vs Forecast

● Approved ● Forecast ● YTD ● Variance



## Composition of spending



## Top 5 Goods & services



## Quarter

4

## Cluster

All

## Department

Trade, Industry and Competition

## Entity

Competition Tribunal

## Capital assets

## Spending

Level 3	Approved	YTD	% YTD
CoE	46,4	43,2	100,0%
Total	46,4	43,2	100,0%